









REFUGEE CRISIS **2015**












FACTS

ARRIVALS of Refugees and Migrants in Greece

	2014	2015	Arrivals' Growth Rate (%)
January	955	1694	77,4%
February	1001	2873	187%
March	1501	7874	425%
April	1257	13.556	978%
May	1703	17.889	950%
June	3189	31.318	882%
July	3972	54.899	1282% 
August	6742	107.843	1500% 
September	7454	147.123	1874% 
October	7432	211.663	2748% 
November	3812	151.249	3868% 
December	2056	103.338	4926% 
TOTAL	41.074	851.319	1972%

Source: UNHCR

ARRIVALS of Refugees and Migrants to East Aegean Islands

	Local Greek Population Census 2011	Arrivals 2015	Percentage of arrivals compared to local population (%)
Lesvos	85.412	500.018	585% 
Chios	51.339	120.804	235% 
Samos	30.102	73.732	245% 
Leros	7.755	31.929	411% 
Agathonisi	316	31.089	9.838% 
Kalimnos	18,621	9.755	52% 
Kos	25.280	58.420	231% 
Σimi	2.998	3.984	133% 
Tilos	716	876	122% 

Source: UNHCR, Hellenic Statistic Authority



FACTS

Refugees and Migrants NATIONALITIES

2015	Syria	Afghanistan	Iraq	Pakistan	Somalia	Other
%	57	24	9	3	1	6

Source: UNHCR

Refugees and Migrants population demographics

2015	Men	Women	Children
%	55	17	28

Source: UNHCR

SEARCH & RESCUE

2.931

Search & Rescue incidents recorded and addressed by the Hellenic Coast Guard



103.372

Refugees & Migrants rescued in Eastern Aegean

Source: Hellenic Coast Guard

Refugees and Migrants FATALITIES

while trying to cross the Mediterranean Sea

	Arrivals	Fatalities
Greece	851.319	805
Italy	153.052	2.892
Spain	3.845	74
Malta	106	0
Cyprus	269	0

Source: IOM

Mediterranean FATALITIES

per MONTH

	2014	2015
January	12	82
February	24	346
March	10	61
April	50	1.244
May	329	95
June	318	10
July	864	230
August	616	686
September	813	268
October	126	432
November	22	106
December	95	205
TOTAL	3.279	3.771

Source: IOM



FACTS

RECEPTION CAPACITY

As of 15 December 2015:

4,500 temporary accommodation places are being created as part of the ongoing construction works in Lesbos, Leros and Chios by early January 2016. This number will increase to 7,000 places (first reception) after the completion of the hotspots in Kos and Samos.

Greek authorities currently have a second reception capacity to host up to 2,900 persons in Athens (Eleonas, Elliniko, Palaio Faliro). Greece has signed a grant agreement with the Council of Europe Development Bank for the expansion of the Eleonas site near Athens by 500-700 places.

In the area of Eidomeni, there is a capacity to host up to 1,500 persons.

The European Commission, UNHCR and Greece have signed a joint declaration on 14 December 2015 for a rental scheme that effectively increases the reception capacity in Greece by 20,000 places on the mainland and a further 7,000 places in the hotspots. The Commission will fund the rental scheme with 80,000,000 euros until the end of 2017.


The pre-removal capacity stands currently at 5,400 places.

Source: European Commission, http://ec.europa.eu/dgs/home-affairs/what-we-do/policies/securing-eu-borders/legal-documents/docs/communication_-_progress_report_on_the_implementation_of_the_hotspots_in_greece_en.pdf


RELOCATION

A first implementation package on the European Agenda on Migration was adopted on 27 May including a proposal to trigger for the first time Article 78 (3) of the Treaty on the Functioning of the European Union in order to urgently relocate 40,000 asylum seekers for the benefit of Italy and Greece.

A second implementation package was adopted by the Commission on 9 September, proposing concrete measures to respond to the current refugee crisis and to prepare for future challenges, including:

- 
- An emergency relocation proposal for 120,000 persons in clear need of international protection from Greece, Hungary and Italy
 - A crisis relocation mechanism to be inserted into the Dublin Regulation
 - A common European list of Safe Countries of Origin
 - Making return policy more effective through a common Return Handbook and an EU Action Plan on Return
 - A Communication on Public Procurement rules for Refugee Support Measures
 - A Communication on addressing the external dimension of the refugee crisis
 - n Emergency Trust Fund for Africa

The relocation would be done according to a mandatory distribution key using objective and quantifiable criteria (40% of the size of the population, 40% of the GDP, 10% of the average number of past asylum applications, 10% of the unemployment rate). It applies to nationalities of applicants with an EU-wide average recognition rate of 75% or higher. The European Parliament backed this proposal on 17 September.



FACTS

REFUGEE CRISIS 2015



FACTS

REFUGEE CRISIS 2015

10

The Extraordinary Justice and Home Affairs Council on 14 September adopted the Decision to relocate 40,000 asylum seekers for the benefit of Italy and Greece and held an initial discussion leading also to first progress on the September-package.

Interior Ministers meeting on 22 September in another Extraordinary Home Affairs Council agreed on the relocation of another 120,000 refugees until the end of 2017 in clear need of international protection on the basis of the Commission's proposal.

The EU budget will provide dedicated funding of €780 million to support this scheme. Beneficiary Member States of relocation will get €6000 per relocated person, including a 50% pre-financing rate to ensure that national authorities have means to act very swiftly. Countries benefitting from the relocation will receive €500 for each person relocated to cover transport costs to the Member States of Relocation

Source: http://europa.eu/rapid/press-release_MEMO15-5698_en.htm

From 160.000 relocation places agreed: 98.256 have been allocated - 61.744 are pending

From the number of places that have been allocated: 4.207 made available.

In total, 13 european countries have offered Greece 595 places up to the end of 2015 (Luxemburg, Germany, France, Netherlands, Romania, Finland, Lithuania, Portugal, Cyprus, Ireland, Bulgaria, Latvia, Poland).

Until 10 January 2016, Greek Asylum Service has made 594 relocation requests: 282 for persons from Syria, 242 Iraq, 50 Eritrea, 18 from Yemen and 2 stateless persons.

However, EU partners have accepted 249 and denied 19 of the relocation requests. Another 304 requests are still pending.

Five missions have been made from Greece where 82 persons relocated: 30 to Luxembourg, 24 to Finland, 10 to Germany, 4 to Lithuania and 14 to Portugal. The first relocation flight from Greece to Luxembourg with 30 asylum seekers took place on 4 November 2015.

Source: Greek Asylum Service, http://asylo.gov.gr/?page_id=143

REGISTRATION

Registration continues to be partially done following the EURODAC procedure, and partially done on paper/ink in all identified hotspot areas due to lack of EURODAC fingerprinting devices.

In total, 46 EURODAC fingerprinting devices were deployed in the hotspot areas while an additional 30 were necessary for the correct functioning of the system. In order to address this gap 15 EURODAC machines have been provided by Germany, 9 have been procured by UNHCR and 6 are in the process of being produced through an ISF emergency grant.

Consequently, by mid-January, the needs for EURODAC machines at the hotspot should be fully met so that fingerprinting will no longer need to be done using ink and therefore entering the fingerprints with a delay into the EURODAC database.

Regarding additional needs in the mainland as well as replacement needs, the Greek authorities submitted, on 10 December, a request for emergency funding to cover the purchase of an additional 90 EURODAC machines. In addition, a further call for fingerprinting equipment was launched through the Integrated Political Crisis Response (IPCR) platform on 9 December.

Source: European Commission, http://ec.europa.eu/dgs/home-affairs/what-we-do/policies/securing-eu-borders/legal-documents/docs/communication_-_progress_report_on_the_implementation_of_the_hotspots_in_greece_en.pdf



FACTS

REFUGEE CRISIS 2015

11



FACTS

REFUGEE CRISIS 2015

12

CIVIL PROTECTION MECHANISM

State of play - December 2015:

Greek requests to European Civil Protection Mechanism

	Requested	Offered	Pending
Ambulances	26	0	26
Transportation Vehicles	47	0	47
Tents (winter 6-8 pers)	1.646	1.000	1.646
Beds	4.000	580	3.420
Blankets	90.000	9.300	80.700
Mattresses	5.00	5.000	0
First Aid Kits	100.000	0	100.000
Sleeping Bags	100.000	2.100	97.900
Raincoats	100.000	36.000	64.000
Rubber Boats	2.000	0	2.000
Accommodation Containers	890	0	890
Heaters	950	78	872
Toilets (mobile)	100	90	10
Showers (mobile)	50	0	50
Generators	10	10	0
Water pumps	6	6	0
Assembling floors	1000	1000	0

Source: European Commission, December 2015

COSTS

Greek costs for Ref/Mig management & support deriving exclusively from National resources

Costs for Greece for Ref/Mig management & support *	Costs (processed) EUR
Search Rescue	97,459,800
Transport from the Islands to the mainland	49,104,880
Asylum and Relocation procedure	8,180,995
Open Reception Facilities	195,902,800
TOTAL COST derived exclusively from National resources (estimated)	350,648,475

*Data analysis in respect of Expenditure categories and themes of «Needs Assessment» Plan, Greek Ministry of State.

** Non included Costs:

- extra time and volunteer work by Greek public servants & citizens
- profitability losses but to disruption of economic activities
- Major part of infrastructure facilities' construction costs
- Multiple other costs categories



FACTS

REFUGEE CRISIS 2015

2016 Estimation

For 2016: the calculated cost serviced by Greek National Resources will not fall behind 2015 cost of 350,648,475 Euros



FACTS

Macro EU Funding to Greece & Compulsory National (Greek) contribution: 2014 -2020

	Total AMIF + ISF Allocations (EUR)
	446,652,915
Greece	Amounts above increment by compulsory national contribution of 25%
Required National (Greek) contribution	111,663,228.75
Funds transferred to Bank of Greece & in process of being utilized	33,93,504.05

Emergency Funding

to Greece

Member State		AMIF	ISF Border and Visa	Total
Greece	EUR	9,709,724.50	18,157,428.84	27,867,153.34
Greece / UNHCR	EUR		4,129,700.16	4,129,700.16
Greece / IOM	EUR	20,000,000.00		20,000,000.00
TOTAL				51,996,853.3

Additional to the 474 million euros of regular funding from 2014-20 Budget for migration, refugee & border management activities)

Lined writing area with horizontal dashed lines.



FACTS

REFUGEE CRISIS 2015

REFUGEE

Source
Greek Authorities, European Union, UNHCR, IOM
(December 2015)

Editing
Alternate Foreign Minister' Cabinet, Hellenic
Republic (January 2016)